

WallBox Smart

Perfect for improving user and operator experience



Application

Designed to be installed in both public access environments (urban spaces, shopping centres, parking lots, airports...) and private ones (homes, communal blocks, company fleets...) where their intelligence and communication capabilities offer a range of possibilities that improve the user and/or operator experience.

Concept Design

Nowadays, the concept of intelligent car park combined with sophisticated users demands intelligent EV chargers with the possibility of having connection to a cloud based software or backend.

Installing a Smart WallBox network in a carpark allows performing an intelligent energy management of several charging station simultaneously where not enough power is available.

Product highlights

For Charge Point Operator / Owner

- The **Embedded Load Management** allows a lower TCO (Total Cost of Ownership) by charging two EVs simultaneously even when the charger is not supplied with its maximum output power.
- About the charger's **Housing, ABS plastic** has been selected in a robust structural design that provides protection to both mechanical stress and severe environmental conditions, increasing the charger lifespan and avoiding its replacement in just a few years.
- In terms of **Communication**, either by its Ethernet port (by default) or 3G/GPRS modem (optional) the charger can be connected to a back-office system (by means of OCPP) obtaining benefits such as user management, billing, remote error diagnostic, etc.
- Ready for **Dynamic Load Management** network integration. Smart Wallbox series can be integrated with Circontrol Scada Software and make simultaneous EV charge easier, faster and cheaper.

For Charge Point User

- Clear charging instructions and plug status are shown using a backlight display, increasing user satisfaction, especially useful when the charger has been previously reserved by another user.
- Smart WallBox series offers a flexible authentication, meaning that the user can either authenticate before or after connecting the cable to the EV. Additionally, the authentication process can also be disabled for a 'plug & charge' use mode.




WallBox Smart Series




General Specifications



Network connection	10/100BaseTX (TCP-IP)
Interface protocol	OCPP 1.5 (1.6 J optional)
Enclosure rating	IP54 / IK10
Enclosure material	ABS
Operating temperature	-5°C to 45°C
Ambient temperature storage	-40°C to + 60°C
Operating humidity	5% to 95% Non-condensing
Light beacon	RGB colour indicator
Display	LCD Multi-language
Power limit control	Mode 3 PWM control according ISO/IEC 61851-1
Dimensions (D x W x H)	Single: 125x225x320 mm Dual: 125x442x350 mm
Weight	Single: 4Kg Dual: 6Kg

RFID Reader	ISO / IEC14443A / B MIFARE Classic/DESFire EV1 ISO 18092 / ECMA-340 NFC 13.56MHz
Meter	Class 1 - EN50470-3
Type 2 Socket Protection	Locking system
Compatible with DLM	
Optional devices	
MID Meter	MID Class 1 - EN50470-3
Low temperature kit	-30°C to +45°C
Cable support	Optional (included at WallBox with tethered cable)
Pedestal	Single: for one plug WallBox Dual: for two plugs WallBox
Type 2 Charging Socket	Shutter
Wireless Communication	3G / GPRS / GSM

Models Specifications

Model	WBC-SMART	WBC32-SMART	WBMC-SMART
AC power supply	1P + N + PE	1P + N + PE	1P + N + PE
AC Voltage	230 VAC +/-10%	230 VAC +/-10%	230 VAC +/-10%
Maximum input current	16 A	32 A	32 A
Maximum input power	3,7 kW	7,4 kW	7,4 kW
Number of plugs	1	1	1
Maximum output power per outlet	3,7 kW	7,4 kW	7,4 kW
Maximum output current per outlet	16 A	32 A	32 A
AC output voltage	230 VAC (1P + N + PE)	230 VAC (1P + N + PE)	230 VAC (1P + N + PE)
Connection	1 x Type 1 Cable (5m) 	1 x Type 1 Cable (5m) 	1 x Type 2 Cable (5m) 

Model	WBMC-SMART-TRI	WBM-SMART	WBM-SMART-TRI
AC power supply	3P + N + PE	1P + N + PE	3P + N + PE
AC Voltage	400 VAC +/-10%	230 VAC +/-10%	400 VAC +/-10%
Maximum input current	32 A	32 A	32 A
Maximum input power	22 kW	7,4 kW	22 kW
Number of plugs	1	1	1
Maximum output power per outlet	22 kW	7,4 kW	22 kW
Maximum output current per outlet	32 A	32 A	32 A
AC output voltage	400 VAC (1P + N + PE)	230 VAC (1P + N + PE)	400 VAC (3P + N + PE)
Connection	1 x Type 2 Cable (5m) 	1 x Type 2 Socket (lock system) 	1 x Type 2 Socket (lock system) 

Model	WB-MIX-SMART	WB2M- SMART	WB2M- SMART-TRI
AC power supply	1P + N + PE	1P + N + PE	3P + N + PE
AC Voltage	230VAC +/-10%	230 VAC +/-10%	400 VAC +/-10%
Maximum input current	48 A	64 A	64 A
Maximum input power	11 kW	14,7 kW	44 kW
Number of plugs	2	2	2
Outlet A	Maximum output power	7,4 kW	22 kW
	Maximum output current	32 A	32 A
Outlet B	Maximum output power	3,7 kW	22 kW
	Maximum output current	16 A	32 A
AC output voltage	230 VAC (1P + N + PE)	230 VAC (1P + N + PE)	400 VAC (3P + N + PE)
Connection	1 x Type 2 Socket (lock system) + 1 x CEE/7 	2 x Type 2 Socket (lock system) 	2 x Type 2 Socket (lock system) 