

# WallBox eNext Park

*The ultimate design for a WallBox with communications*

## Application

Designed to be installed (both indoor and outdoor) at private houses, communal blocks, workplaces and car parks.

## Concept Design

Nowadays, the concept of intelligent car park combined with sophisticated users demands intelligent EV chargers with the possibility of having connection to a cloud based software or backend.

Regarding the external design, we keep the black and white colours as the core design concept while introducing curved lines and rounded shapes. The appropriate proportions and the perfect size, along with the black piano combined with white matt makes the eNext series the best choice to match any wall.



## Product highlights

### *For Charge Point Operator / Owner*

- The **Embedded Load Management** allows a lower TCO (Total Cost of Ownership) by charging two EVs simultaneously even when the charger is not supplied with its maximum output power.
- The charger's **housing** is made of ABS plastic which is both robust and UV resistant, providing protection against both mechanical stress and severe environmental conditions.
- In terms of **Communication**, either by its Ethernet port (by default) or 4G/3G/GPRS modem (optional) the charger can be connected to a back-office system (by means of OCPP) obtaining benefits such as user management, billing, remote error diagnostic, etc.
- Ready for **Dynamic Load Management** network integration. Wallbox eNext Park series can be integrated with Circontrol Scada Software and make simultaneous EV charge easier, faster and cheaper.

### *For Charge Point User*

- Clear charging instructions and plug status are shown using a backlight display, increasing user satisfaction, especially useful when the charger has been previously reserved by another user.
- WallBox eNext Park series offers a flexible authentication, meaning that the user can either authenticate before or after connecting the cable to the EV. Additionally, the authentication process can also be disabled for a 'plug & charge' use mode.

# WallBox eNext Park Series

## General Specifications

Network connection	10/100BaseTX (TCP-IP)
Interface protocol	OCPP 1.5 or OCPP 1.6J
Enclosure rating	IP54 / IK10*
Enclosure material	ABS / PC
Operating temperature	-5°C to 45°C
Ambient temperature storage	-40°C to + 60C°
Operating humidity	5% to 95% Non-condensing
Light beacon	RGB colour indicator
Display	LCD Multi-language
Power limit control	Mode 3 PWM control according ISO/IEC 61851-1
Dimensions (D x W x H)	200x335x315mm
Weight	4Kg
RFID Reader	ISO / IEC14443A MIFARE Classic/DESFire EV1 ISO 18092 / ECMA - 340 NFC 13.56MHz
Meter	MID Class 1 - EN50470-3
Type 2 Socket Protection	Locking system

\*IK8 in some components appended to the body ie: display, window, beacon light.

### Optional devices

**Low temperature kit** -30 °C to +45 °C

**Type 2 charging socket** Shutter

**Straight tethered cable** Type 1, Type 2  
(Only available in model S and T)

**Cable holder** Connector holder  
Cable roller



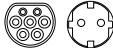

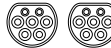
**Wireless Communications** 4G / 3G / GPRS / GSM

**Pedestal**

**Compatible with DML**

**Customisation** Logo customisation

## Model Specifications

Model	S	T	SME	TME	S Two
AC power supply	1P + N + PE	3P + N + PE	1P + N + PE	3P + N + PE	1P + N + PE
AC input voltage	230 VAC +/-10%	400 VAC +/-10%	230 VAC +/-10%	400 VAC +/-10%	230 VAC +/-10%
Maximum input current	32 A	32 A	32 A	32 A	64 A
Maximum input power	7,4 kW	22 kW	7,4 kW	22 kW	14,8 kW
Number of plugs	1	1	2	2	2
Simultaneous charging sessions	1	1	1	1	2
Outlet A	Maximum output current	32 A	32 A	32 A	32 A
	Maximum output power	7,4 kW	22 kW	7,4 kW	22 kW
	AC output voltage	230 VAC (1P + N + PE)	400 VAC (3P+N+PE)	230 VAC (1P + N + PE)	400 VAC (3P+N+PE)
Outlet B	Maximum output current	-	-	3,6 kW	3,6 kW
	Maximum output power	-	-	16 A	16 A
	AC output voltage	-	-	230 VAC (1P + N + PE)	230 VAC (1P + N + PE)
Socket Type	1 x Type 2 Socket	1 x Type 2 Socket	1 x Type 2 Socket CEE/7	1 x Type 2 Socket CEE/7	2 x Type 2 Socket
	 A	 A	 A B	 A B	 A B