

# Post eVolve Basic

*AC post for a place where a simple solution is enough*



## Application

Designed for workplaces, communal blocks, shopping malls and those other places where a simple solution (no user management, no billing and no charging point monitoring) is enough to provide the charging service required.

## Concept Design

It shares external concept design with Post eVolve Smart series which means that in order to be an adequate solution to many different applications (from stylish shops/buildings to companies located in industrial areas), it has been designed with both modern lines and robust housing, a winning combination.

Harsh weather conditions and user-friendly operation have also been key attributes considered during design process.

## Product highlights

### *For Charge Point Operator / Owner*

- Its **frontal key-locked door** provides an easy access to the inside of the charger which results in a lower OpEx (Operating Expenditure) due to a quicker installation and service (preventive/corrective). Moreover, it allows the charger to be installed next to a wall, optimising the available space.
- About the charger's **housing**, aluminium and ABS plastic have been combined in a robust structural design that provides protection against both mechanical stress and severe environmental conditions, increasing the charger lifespan and avoiding its replacement in just a few years.

### *For Charge Point User*

- Simple user operation by its **Plug 'n' Charge** mode that avoids the user having to use an RFID card, phone or similar to authenticate.
- The **LED beacons** not only inform the user about the status of the plug but help to locate the charger when dark.
- The **Accessibility for the disabled** has also been considered, complying with international standards regarding the height of connectors that facilitates its operation.
- eVolve series includes the necessary **electrical protections** not only to minimize the human safety risk of electrical shock but also to ensure the maximum uptime due to independent protections per connector.



# Post eVolve Basic Series







## General Specifications

Enclosure rating	IP54 / IK10
Enclosure material	Aluminium & ABS
Enclosure door lock	Key lock
Enclosure acces	Frontal door
Operating temperature	-5 °C to +45 °C
Ambient temperature storage	-40 °C to +60 °C
Operating humidity	5 % to 95 % Non-condensing
Light beacon	RGB colour indicator
Current setup	Onboard dipswitch
Dimensions (D x W x H)	450x290x1550 mm
Weight	55 Kg

Safety protection	RCD Type A (30mA)
Overcurrent protections	MCB (curve C)
<b>Optional devices</b>	
Low temperature kit	-30 °C to +45 °C
Safety protection	RCD Type B (30mA)
Surge protection	Four pole transient surge protector IEC 61643-1 (class II)
Type2 Charging Socket	Shutter
Power limit control	BeON sensor
Type 2 Socket Protection	Locking System
Anti-vandal Key	
Tethered Cable (Cable lenght: 4 m)	Type 1 + Type 1 Type 2 + Type 2 Type 2 + Type 2 Socket

## Models Specifications

Model	S-one	T-one
AC power supply	1P + N + PE	3P + N + PE
AC input voltage	230 VAC +/-10%	400 VAC +/-10%
Maximum input current	32 A	32 A
Maximum input power	7,4 kW	22 kW
Number of plugs	1	1
Maximum output current per outlet	32 A	32 A
Maximum output power per outlet	7,4 kW	22 kW
AC output voltage	230 VAC (1P + N + PE)	400 VAC (3P + N + PE)
Connection	Type 2 Socket 	Type 2 Socket 

Model	S	T	TM4		
AC power supply	1P + N + PE	3P + N + PE	3P + N + PE		
AC input voltage	230 VAC +/-10%	400 VAC +/-10%	400 VAC +/-10%		
Maximum input current	64 A	64 A	64 A		
Maximum input power	14,8 kW	44 kW	25,7 kW		
Number of plugs	2	2	4		
Outlet A	Maximum output current	32 A	32 A	16 A	
	Maximum output power	7,4 kW	22 kW	22 kW	3,7 kW
	AC output voltage	230 VAC (1P + N + PE)	400 VAC (3P + N + PE)	400 VAC (3P + N + PE)	230 VAC (1P + N + PE)
Outlet B	Maximum output current	32 A	32 A	32 A	16 A
	Maximum output power	7,4 kW	22 kW	22 kW	3,7 kW
	AC output voltage	230 VAC (1P + N + PE)	400 VAC (3P + N + PE)	400 VAC (3P + N + PE)	230 VAC (1P + N + PE)
Connection	2x Type 2 Socket   A B	2x Type 2 Socket   A B	2x Type 2 Socket   A B	2x CEE/7	